

UNFCCC Standing Committee on Finance - 11th June 2025

Technical expert session on information and data, sources and approaches to monitor the new collective quantified goal on climate finance

Nancy Saich, EIB Chief Climate Change Expert,
Chair of Joint MDB Climate Reporting Group



Annual joint MDB Climate Finance reporting - data

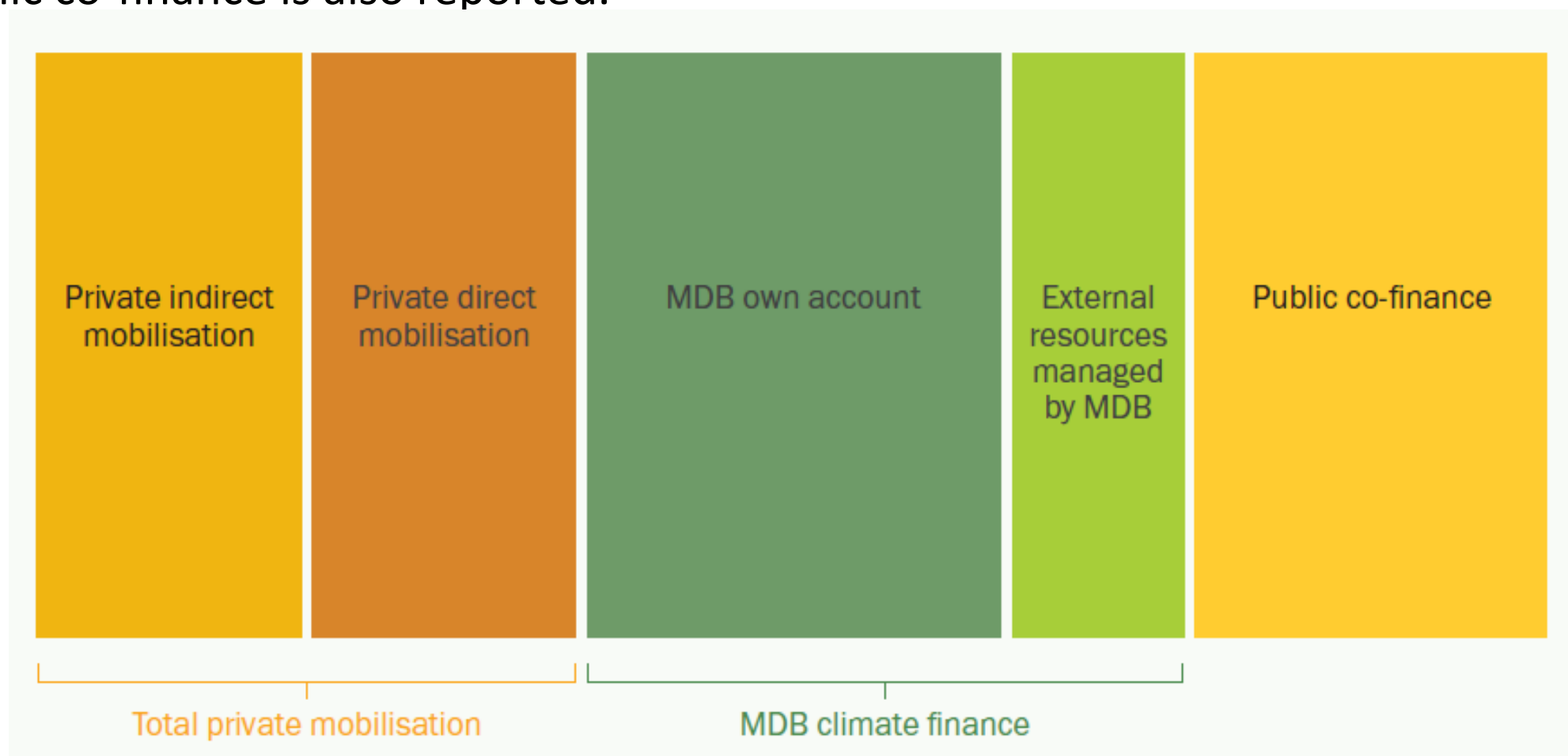
- Harmonised methodologies and data published annually since 2011
- Annual **Joint MDB Climate Finance Report** – we publish our latest **methodologies** for climate finance tracking as well as our **annual climate finance commitments (signatures or approvals)**.
- Main purpose is **robustness, transparency and usability** – both for our methodologies and data
- Data is provided for all countries of operation with **climate finance split by countries' income level** – with a **focus on low and middle-income countries**
- Additionally there is **specific reporting on LDCs and SIDS**, following a users' survey in 2022.
- **Climate adaptation and mitigation finance are covered, split by sectors, instruments types, public and private (mobilisation) co-finance** (although a small amount of public direct mobilisation is also reported e.g. SWFs) and many other datasets.

Annual joint MDB Climate Finance reporting – methodologies (1)

- **Mobilisation of private finance** is reported using a methodology published by the MDB/IFI Mobilisation WG.

(latest report: [Mobilization of Private Finance by MDBs and DFIs in 2023](#))

- Public co-finance is also reported.



Annual joint MDB Climate Finance reporting – methodologies (2)

- Latest Climate Finance methodological updates (**published in the 2023 Climate Finance Report**)
 - **Common Principles for Climate Mitigation Finance** published by MDBs and IDFC (International Development Finance Club [Homepage – IDFC](#)) in December 2023
 - **Common Principles for Adaptation Finance** – with harmonised MDB/IDFC adaptation finance tracking approach published December 2023
 - These methodologies plus other definitions are found in the **Joint Report Annex C:**

ANNEX C METHODOLOGIES AND DEFINITIONS


ANNEX C.1. Definitions and clarifications

ANNEX C.2. Joint methodology for tracking climate change adaptation finance

ANNEX C.3. Joint methodology for tracking climate mitigation finance

ANNEX C.4. Finance that benefits both adaptation and mitigation

ANNEX C.5. Types of instruments



Joint MDB 2023 Climate Finance Report published 20th Sept 2024

[2023 JOINT REPORT ON MULTILATERAL DEVELOPMENT BANKS' CLIMATE FINANCE](#)

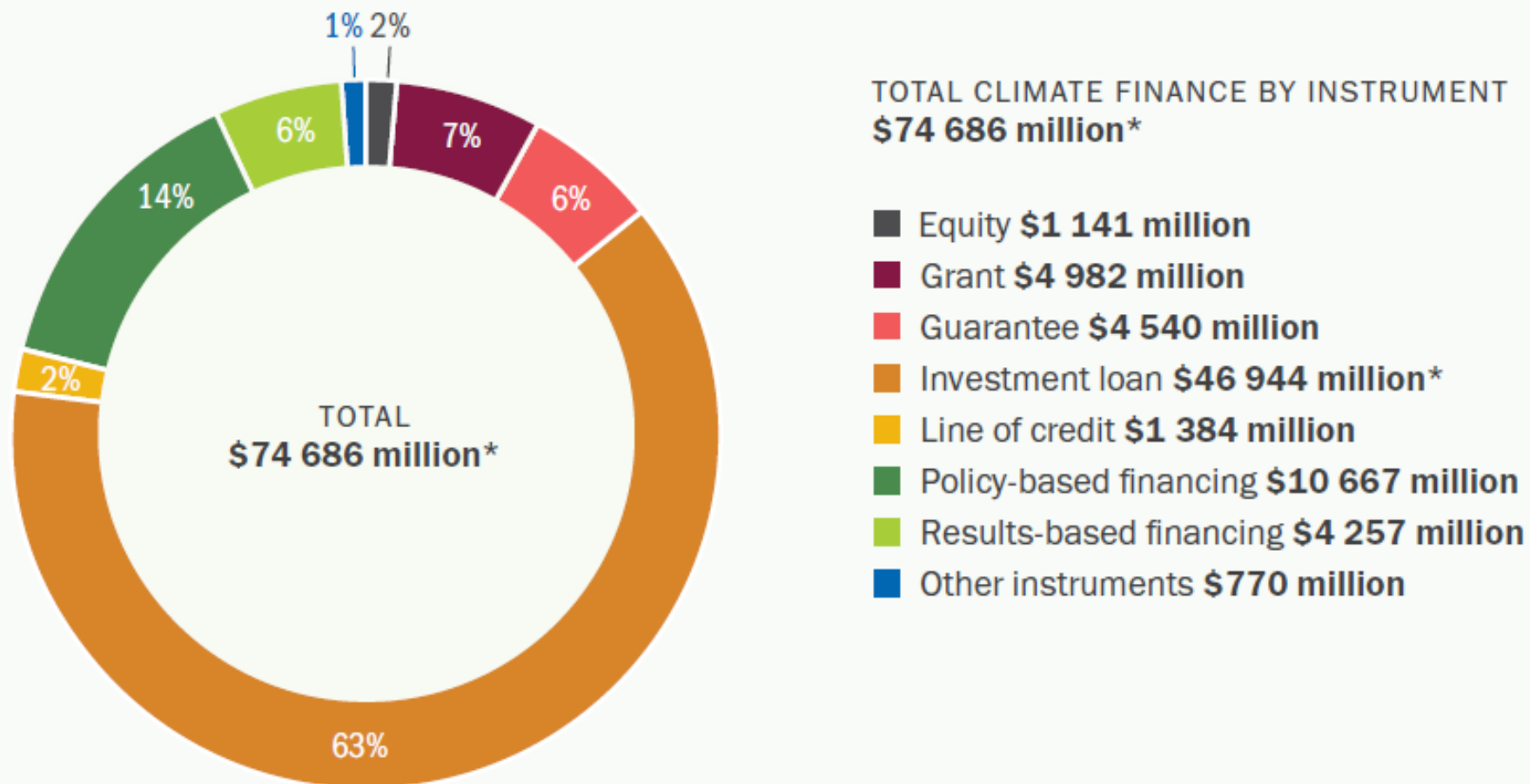
- Sum for low-and middle-income economies was \$74.7 billion, including \$24.7 billion for climate change adaptation
- MDBs committed record \$125 billion last year for climate action worldwide
- Mobilised global private finance nearly doubled to \$101 billion compared to 2022



Annual joint MDB Climate Finance reporting – screenshots (1)

Examples of tables and graphics:

Figure 3. MDB climate finance by type of instrument in low- and middle-income economies, 2023 (in \$ million)



(* See footnote 1 for Figures 1a and 1b.)

Annual joint MDB Climate Finance reporting – screenshots (2)

Examples of tables and graphics:

Table 12. MDB adaptation finance by sector in low- and middle-income economies, 2023 (in \$ million)

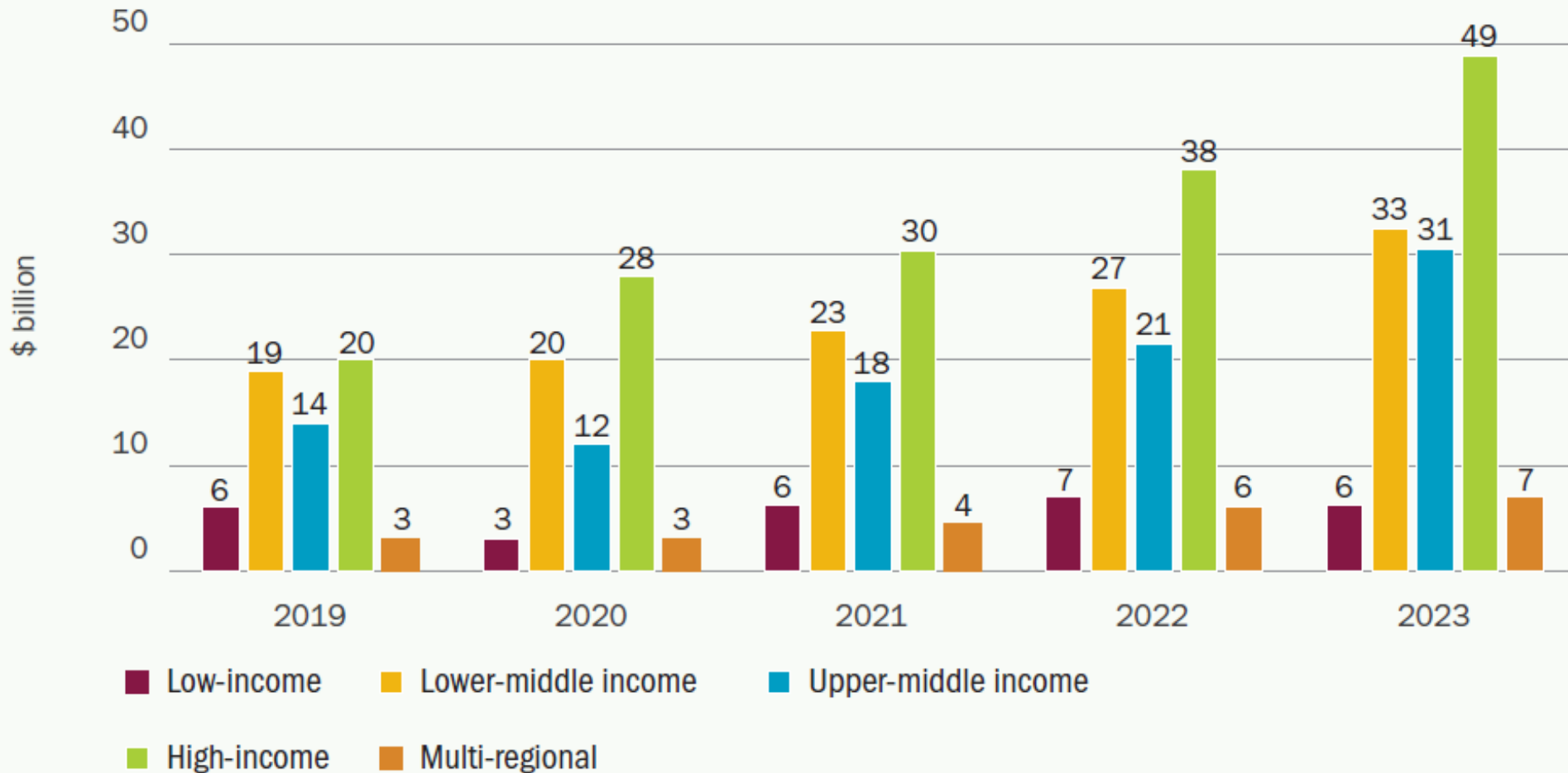
Sector group	Adaptation finance
Coastal and riverine infrastructure	2 281
Crop and food production	2 047
Cross-cutting sectors	5 995
Energy, transport, and other built environment and infrastructure	6 356*
Financial services	1 130
Industry, manufacturing and trade	139
Information and communications technology	245
Institutional capacity support or technical assistance	1 825
Other agricultural and ecological resources	1 122
Water and wastewater systems	3 550
Total	24 691*

(* See footnote 1 for Figures 1a and 1b.

Annual joint MDB Climate Finance reporting – screenshots (3)

Examples of tables and graphics:

Figure 19. MDB climate finance by income levels of borrowing or recipient economies, 2019-2023 (in \$ billion)



Annual joint MDB Climate Finance reporting – screenshots (4)

Examples of tables and graphics:

Table 65: Climate finance in LDCs, SIDS and countries that belong to both categories, by source of funds and type of recipient or borrower, 2022

Type of recipient or borrower	LDCs		SIDS				Both	
	MDB own account	MDB-managed external resources	For low- and middle-income economies		For high-income economies		MDB own account	MDB-managed external resources
			MDB own account	MDB-managed external resources	MDB own account	MDB-managed external resources		
Public recipient/borrower	9 898	1 195*	1 461	189	328	5	600	27
Private recipient/borrower	493	78	53	2	189	0	2	-
Total	10 390	1 287 *	1 514	191	517	5	603	27

(*) See footnote 1 for Figures 1a and 1b.

22 <https://www.un.org/development/desa/dpad/least-developed-country-category/ldc-criteria.html>

23 <https://unfccc.int/topics/resilience/workstreams/national-adaptation-programmes-of-action/ldc-country-information>

24 <https://www.aosis.org/member-states>

MDB Climate-related Reporting: other ongoing workstreams

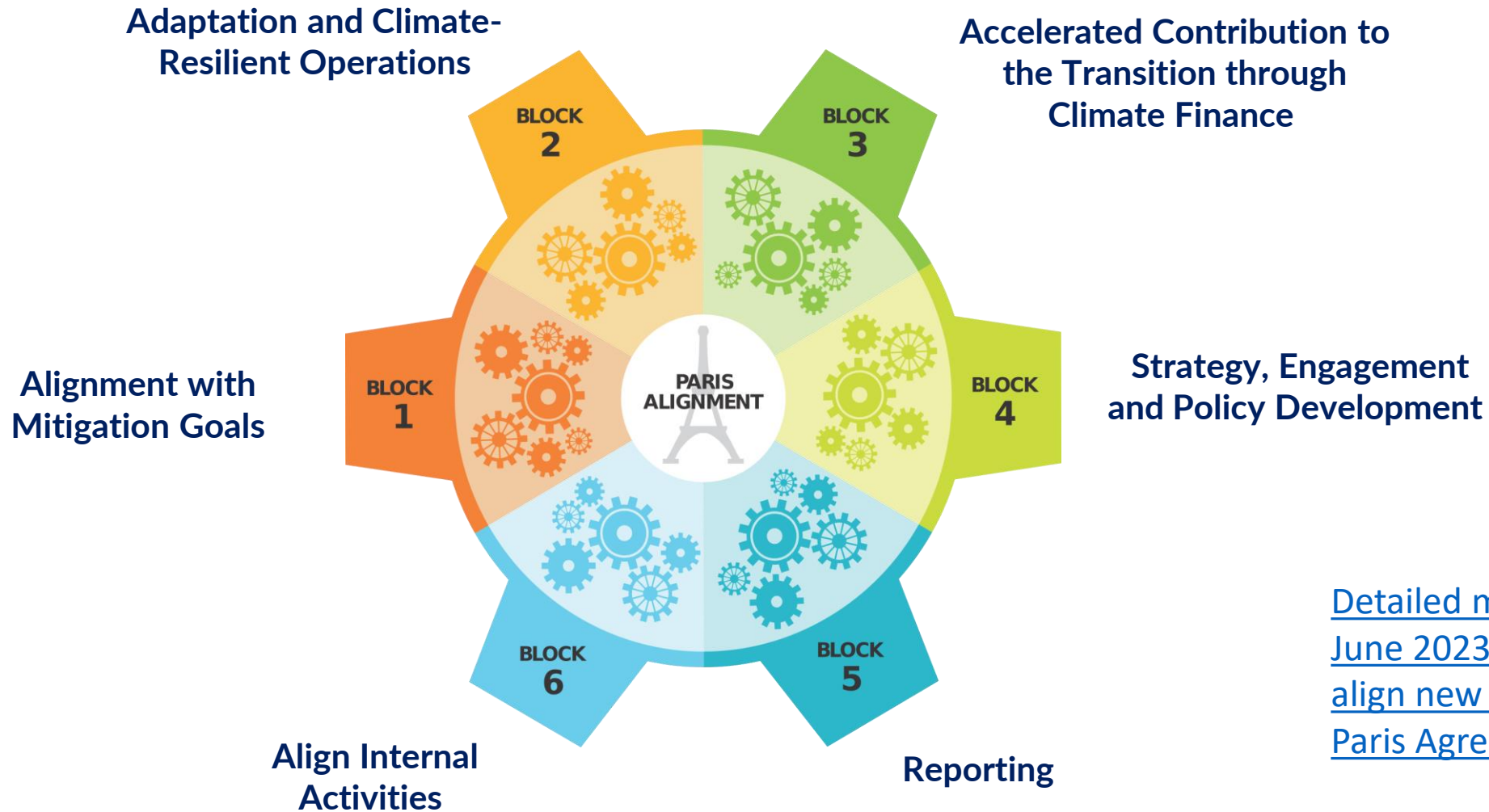
Paris alignment of finance flows – practical exchanges on our Paris alignment published framework and methodologies

A common approach for **Climate Results**

Proposals for **piloting the digitalisation of our Climate Finance reporting**: plans for a two-year pilot leading to increased data usability and accessibility

https://www.eib.org/attachments/press/20181203-joint-declaration-mdb-align-approach-to-paris-agreement_cop24.pdf

MDBs Joint Paris Alignment Framework from COP24



[Detailed methodologies published June 2023: MDBs agree how to align new financial flows with the Paris Agreement goals](#)



Launched: November 13th COP 29 Baku

COMMON APPROACH TO MEASURING CLIMATE RESULTS

Update on Indicators



AFRICAN DEVELOPMENT BANK GROUP
GROUPE DE LA BANQUE AFRICAINE
DE DEVELOPEMENT



ASIAN INFRASTRUCTURE
INVESTMENT BANK



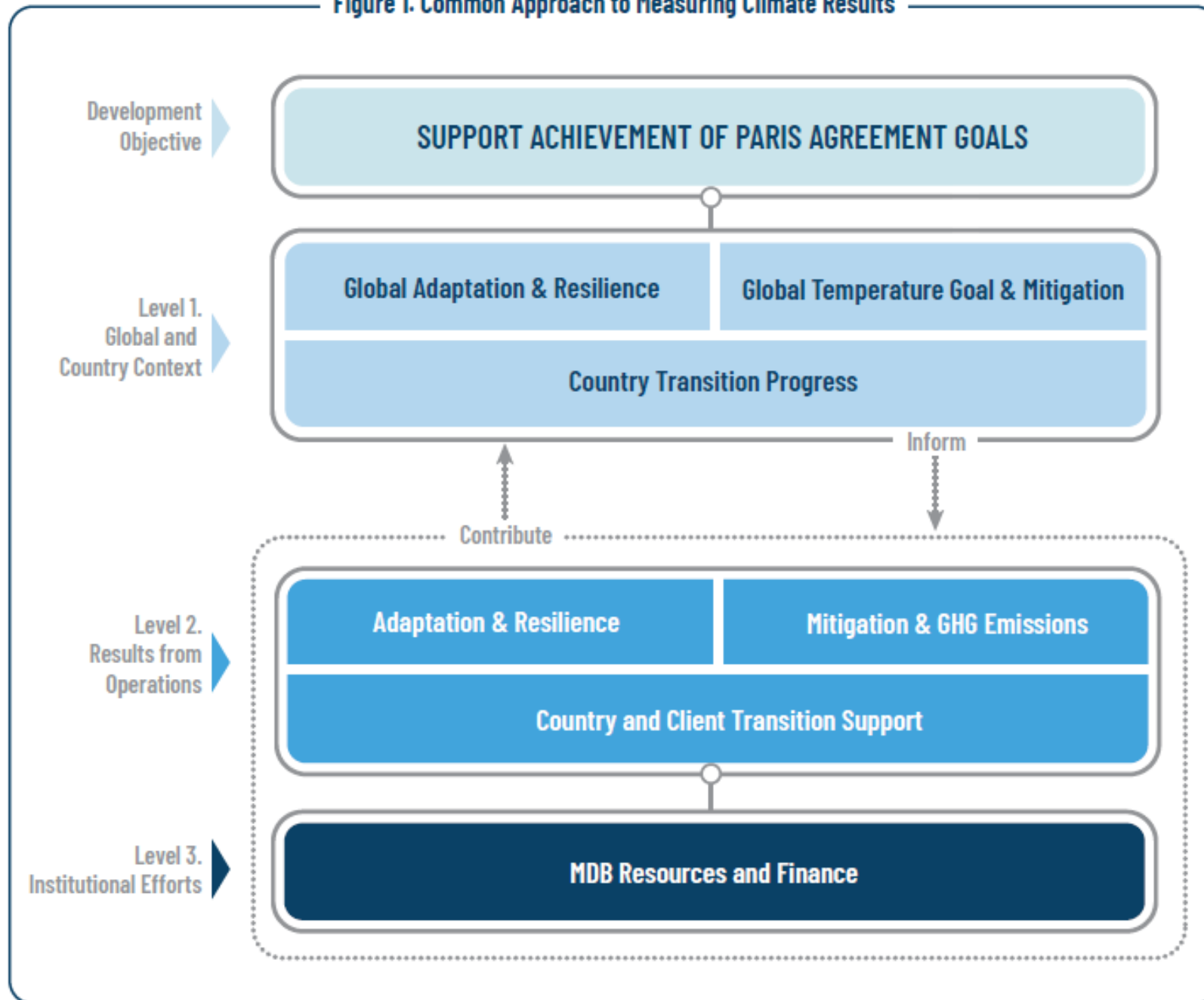
COUNCIL OF EUROPE DEVELOPMENT BANK
BANQUE DE DEVELOPEMENT DU CONSEIL DE L'EUROPE



European Bank
for Reconstruction and Development



Figure 1. Common Approach to Measuring Climate Results



Climate Results metrics work is ongoing as per our publication at COP29:

<https://www.eib.org/files/press/MDBCommonApproach.pdf>

Thank you for the invitation to contribute!