

INFORMATION ON THE IMPACTS OF THE IMPLEMENTATION OF RESPONSE MEASURES REPORTED IN BIENNIAL TRANSPARENCY REPORTS

KCI 13

1 – 3 October 2025, Istanbul



United Nations
Climate Change Secretariat



Mandate, scope and approach



United Nations
Climate Change Secretariat

- 
- An illustration on the left side of the slide shows a magnifying glass with a grey handle and silver frame. The lens is focused on a laptop screen. The screen displays various data visualizations: a bar chart with green, yellow, and red bars, a line graph with a blue line, and a pie chart with yellow, red, and blue segments. The background is a light blue gradient with faint geometric shapes like a plus sign and a circle.
1. Mandate
 2. Scope
 3. Approach

1. Mandate

2. Scope

3. Approach

COP 29 decisions to the secretariat:
*to prepare a synthesis report on the information on
response measures reported by Parties in their BTRs
and present it to KCI 13*

Mandate, scope and approach



United Nations
Climate Change Secretariat

1. Mandate

2. Scope

3. Approach

105 BTRs as at July 2025



1. Mandate

2. Scope


3. Approach

- Identify reporting requirements
- Collecting and categorizing information from BTRs
- Analyzing information

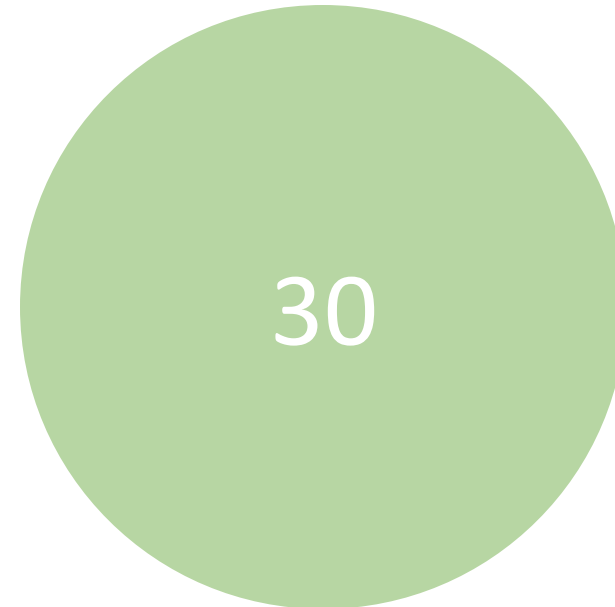


REQUIREMENT	DESCRIPTION	FORMAT
Tracking NDC Implementation (III.C) (para 78 of MPGs)	Report on sectors, consequences, challenges, actions for response measures	Narrative and CTF Table 12
Assessment of Impacts (III.D) (para 90 of MPGs)	Encouraged to provide detailed assessment of economic and social impacts	Narrative

CTF table 12
(para 78 of MPGs)




Assessment of impacts
(para 90 of MPGs)





CTF table 12


(para 78 of MPGs)




1

Assessment of impacts

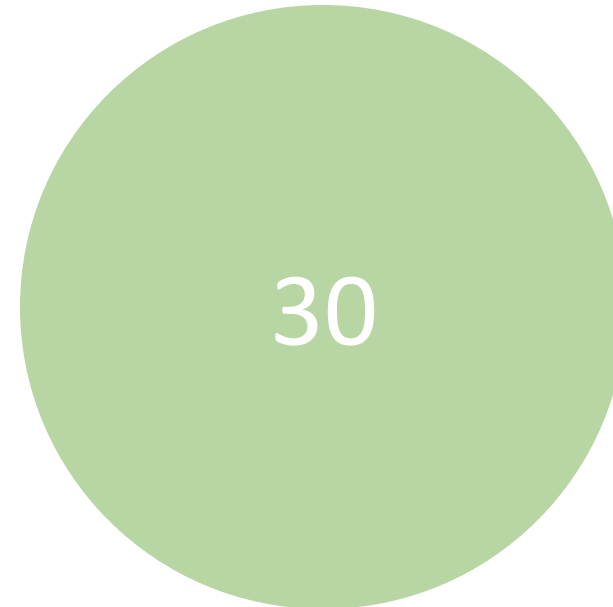
(para 90 of MPGs)



CTF table 12
(para 78 of MPGs)




Assessment of impacts
(para 90 of MPGs)











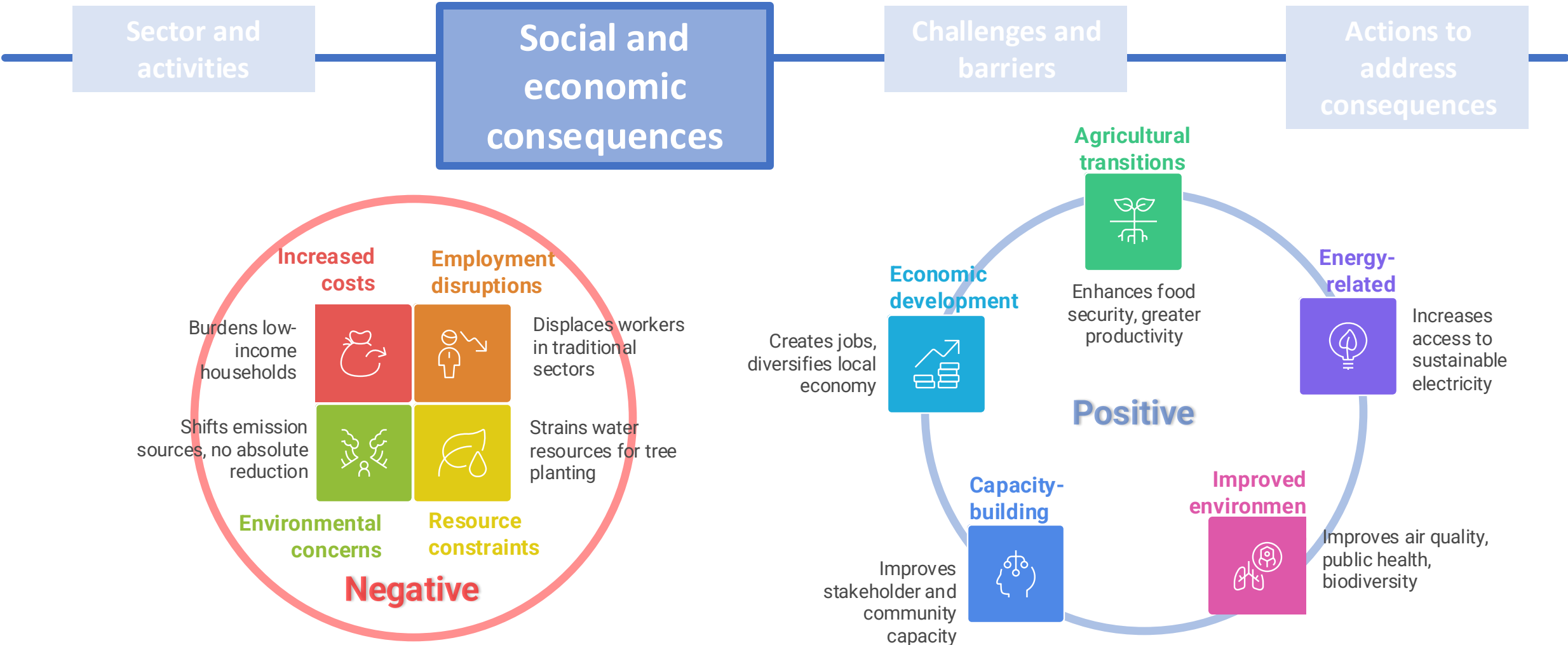
CTF table 12 (para 78 of MPGs)



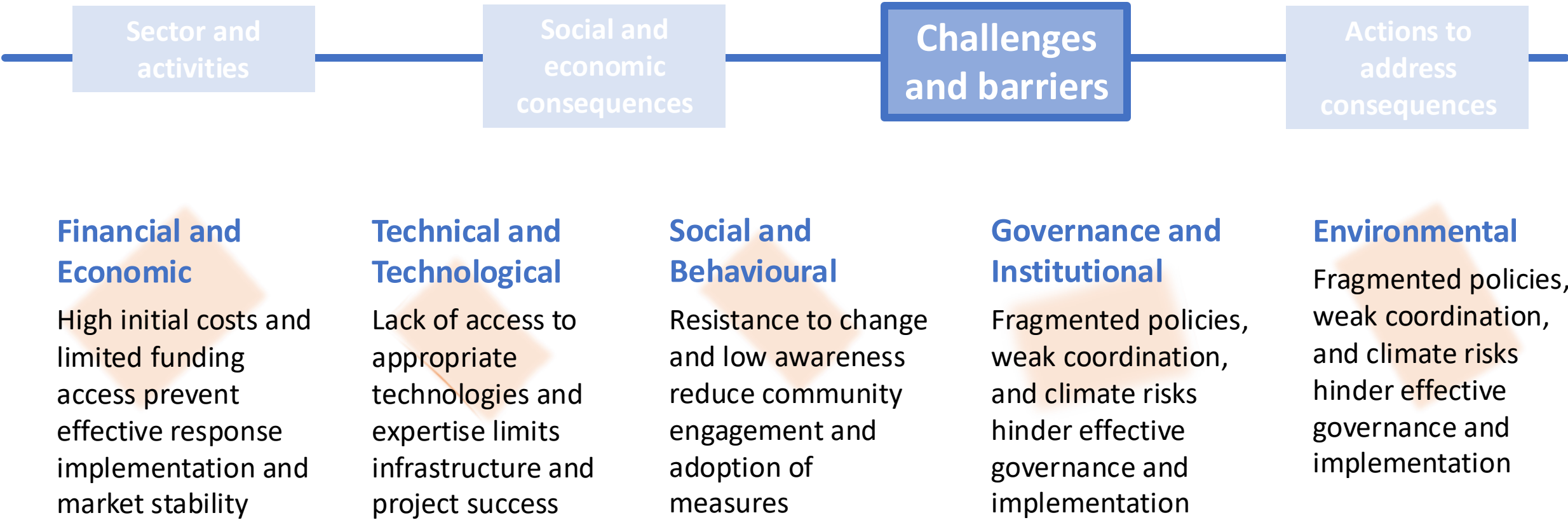
CTF table 12 (para 78 of MPGs)

Sector and activities	Social and economic consequences	Challenges and barriers	Actions to address consequences
<div><p>ENERGY (INCLUDING TRANSPORT)</p></div> <div>Renewable energy Clean transport MRT system Energy efficiency</div>	<div><p>INDUSTRIAL PROCESS AND PRODUCT USE</p></div> <div>Reduction of PFC usage Reduction of N2O emissions</div>	<div><p>MARINE ECOSYSTEM</p></div> <div>Protection and expansion of mangrove area and coral reefs</div>	<div>Cross-sectoral measures Domestic carbon market Phase-out inefficient fossil fuel subsidies</div>
<div><p>LAND USE AND FORESTRY (INCLUDING AGRICULTURE)</p></div> <div>REDD+ Forest management Afforestation Climate-resilient farming</div>	<div><p>WASTE</p></div> <div>Waste separation Recycling and reuse Composting LFG capture</div>	<div><p>URBAN PLANNING</p></div> <div>Building code</div>	

CTF table 12 (para 78 of MPGs)



CTF table 12 (para 78 of MPGs)



CTF table 12 (para 78 of MPGs)

Sector and
activities

Social and
economic
consequences

Challenges and
barriers

Actions to
address
consequences

Financial Support Measures

Targeted subsidies, incentives, and grants promote sustainable practices to manage social and economic impacts.

Infrastructure and Technology

Investments in upgrades, technology transfer, and certification improve sustainable infrastructure and innovation.

Sector-Specific Projects

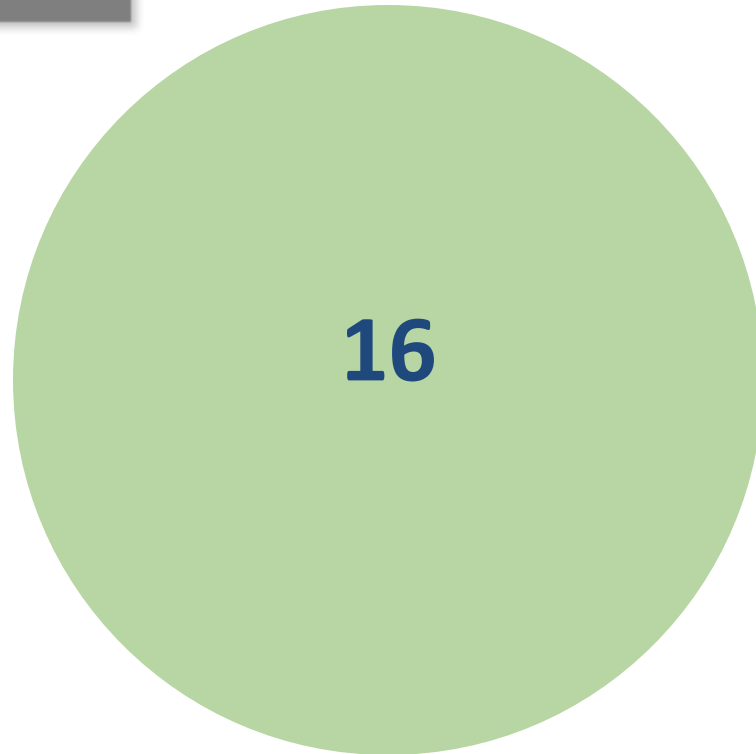
Projects focus on energy efficiency, wastewater reuse, public transport, and ecosystem restoration for sustainability.

Governance and Capacity Building

Improved coordination, monitoring, stakeholder consultation, training, and public awareness build community capacity.

Assessment of impact (para 90 of MPGs)

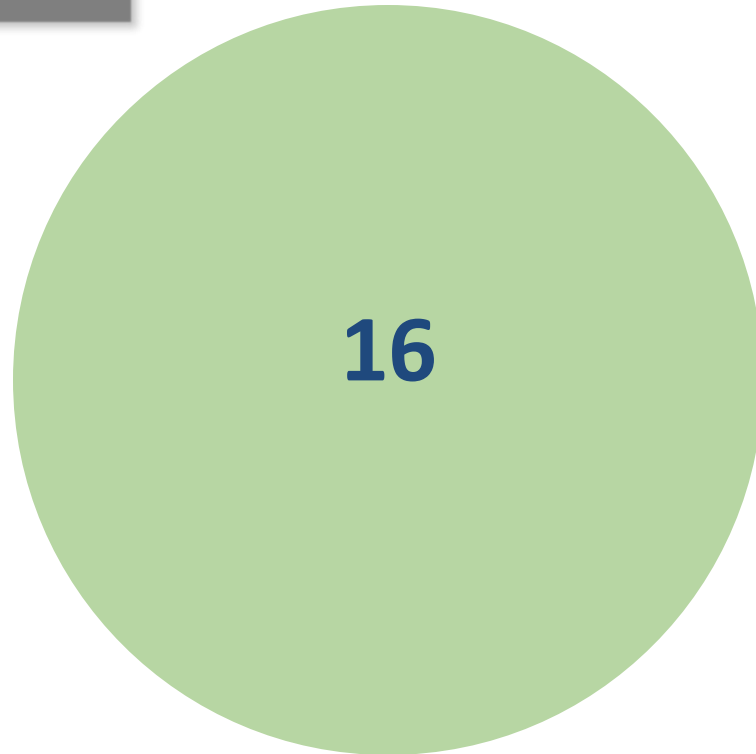
29 BTRs



 Parties describing frameworks or regulations for impact assessment

Assessment of impact (para 90 of MPGs)

29 BTRs



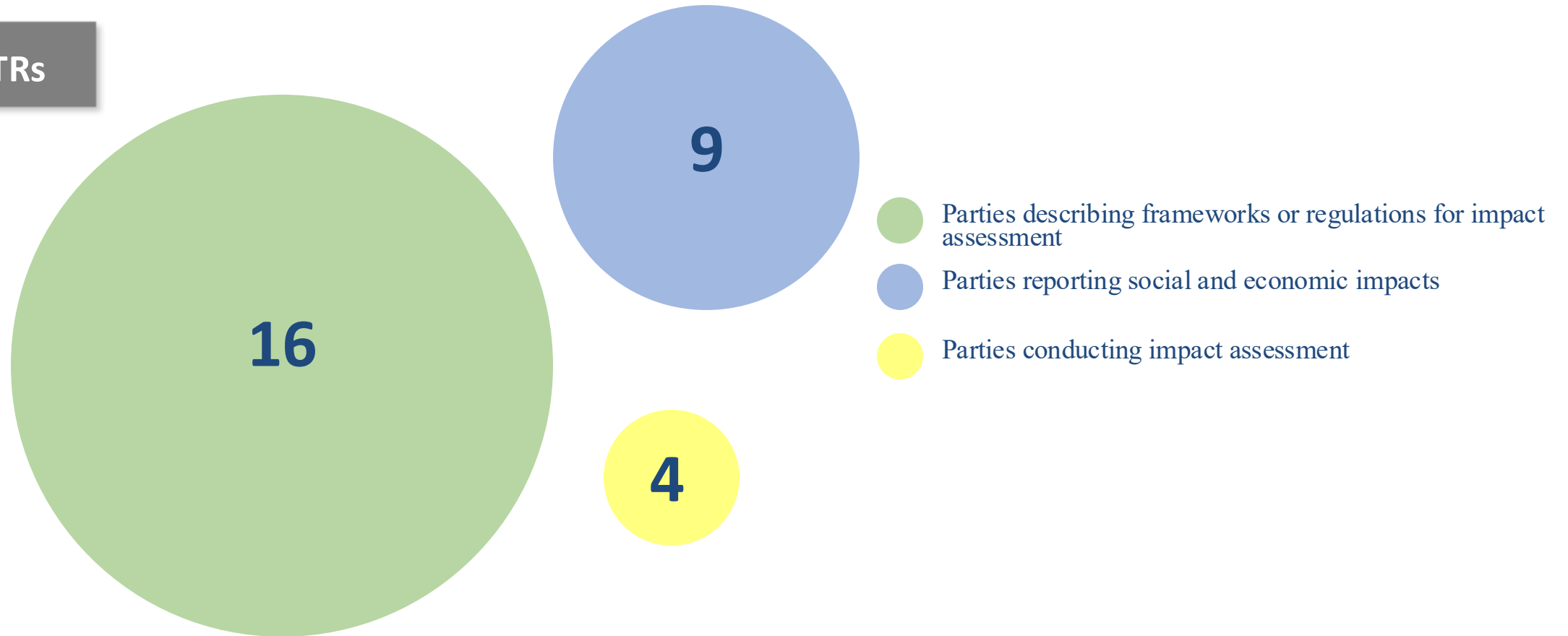
Parties describing frameworks or regulations for impact assessment



Parties reporting social and economic impacts

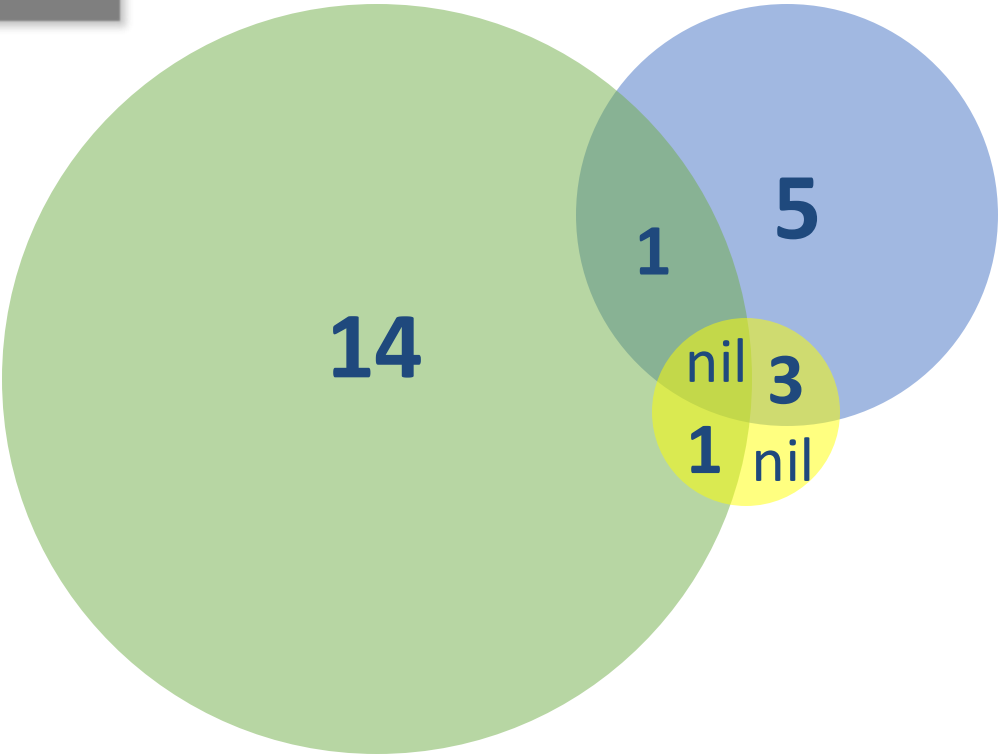
Assessment of impact (para 90 of MPGs)

29 BTRs



Assessment of impact (para 90 of MPGs)

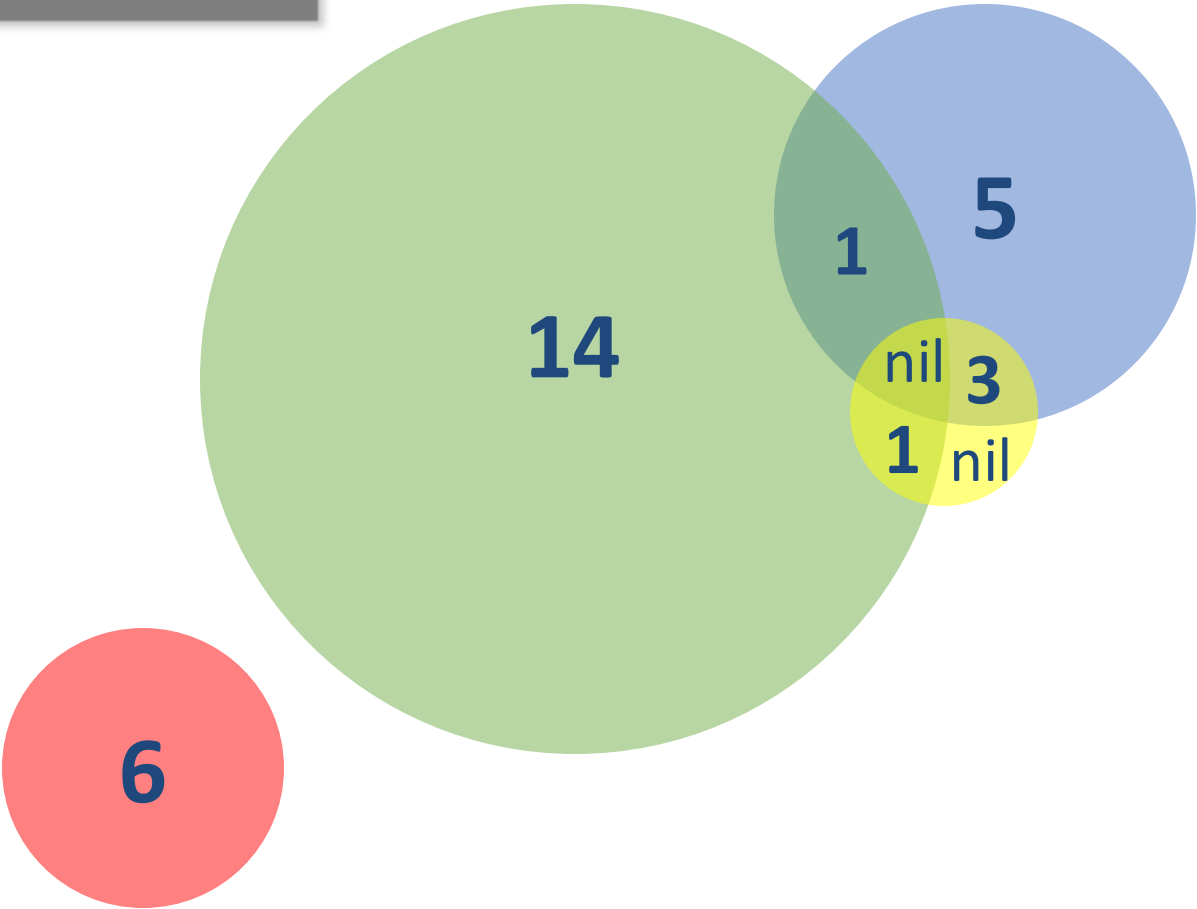
29 BTRs



- Parties describing frameworks or regulations for impact assessment
- Parties reporting social and economic impacts
- Parties conducting impact assessment

Assessment of impact (para 90 of MPGs)

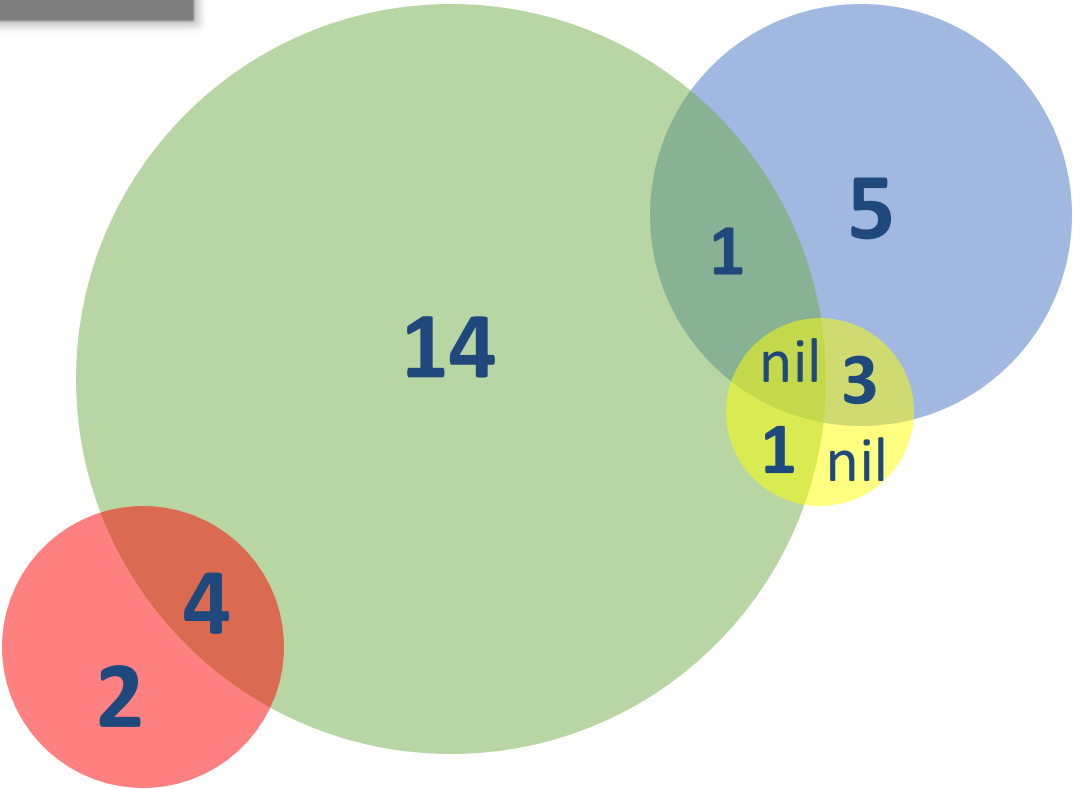
29 BTRs



- Parties describing frameworks or regulations for impact assessment
- Parties reporting social and economic impacts
- Parties conducting impact assessment
- Parties mentioning consideration of impacts on other countries, including developing countries

Assessment of impact (para 90 of MPGs)

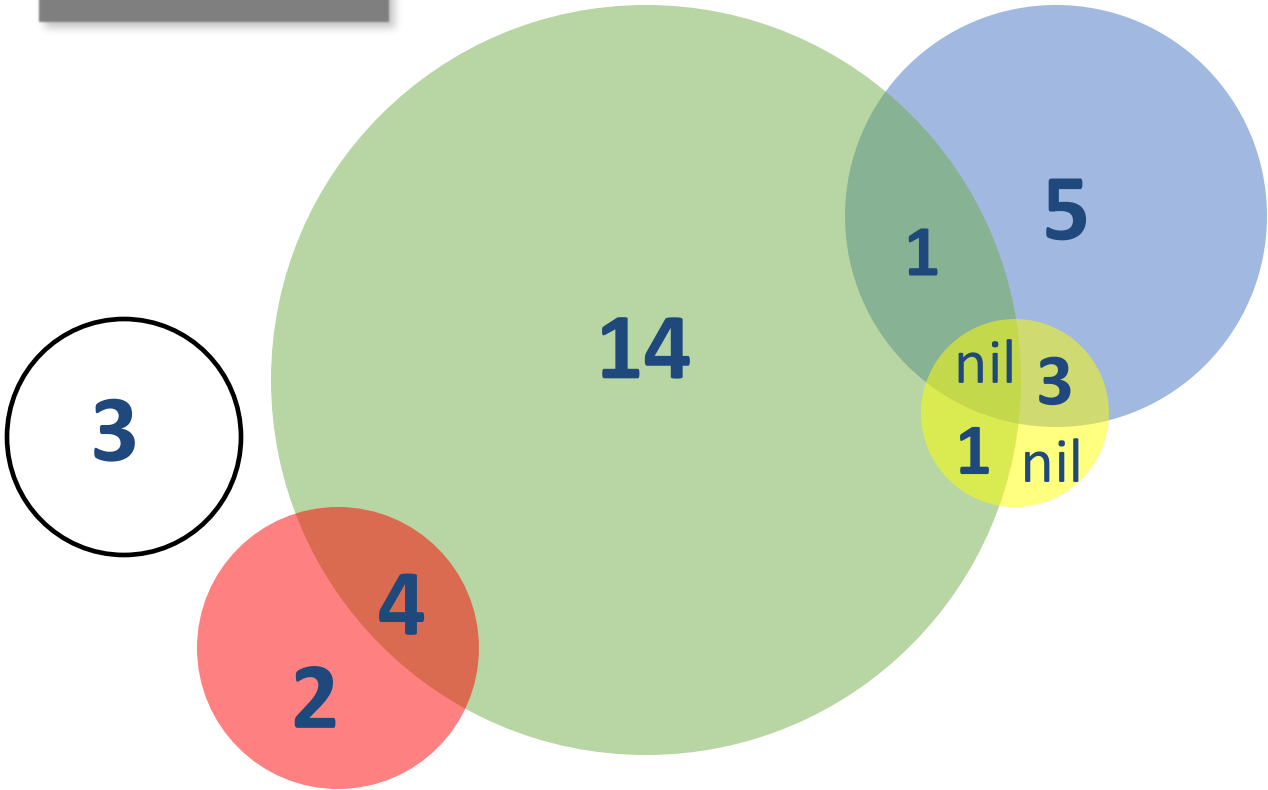
29 BTRs



- Parties describing frameworks or regulations for impact assessment
- Parties reporting social and economic impacts
- Parties conducting impact assessment
- Parties mentioning consideration of impacts on other countries, including developing countries

Assessment of impact (para 90 of MPGs)

29 BTRs



- Parties describing frameworks or regulations for impact assessment
- Parties reporting social and economic impacts
- Parties conducting impact assessment
- Parties mentioning consideration of impacts on other countries, including developing countries
- Parties not mentioning any specific requirements or a framework for assessment, any recent assessment and any substantive information on economic and social impacts

29 BTRs

9

Parties reporting social and economic impacts

Assessment of impact (para 90 of MPGs)

- Budget deficit (implementing response measures) leading to tax increase and reduced household spending
- Increased inequality due to disproportionate welfare increase
- Increased energy costs ; Decreased energy cost
- Job creation; Job loss and reduced local employment
- Fuel and energy savings
- Increased economic efficiency at macro level
- Stable access to affordable energy
- Improved biodiversity, water conservation, increased crop yields
- Improved public health

Reporting impacts outside the reporting requirements on response measures

18 BTRs

- Provided information on impacts of response measures (mitigation actions)
- Reported mostly co-benefits (non-GHG benefits):
 - Creating of jobs
 - New business opportunities
 - Economic stability and growth
 - Reduced poverty, improved welfare and quality of life
 - Gender empowerment
 - Improved public transport service and safety
 - Improved public health
 - Enhance food security
 - Reduced pollution
 - Reduction in GDP and household consumption

Gap in actual reporting

10 Parties included CTF table 12 vs **86 Parties** having mitigation co-benefits from adaptation actions and/or economic diversification plan

Limited number of strategies to address impacts

- Limited number of BTRs included specific national strategies to address impacts of response measures
 - Indicating the need for support for developing specific management strategies
-

Impacts identified from assessment?

- Not clear if impacts stemmed from assessments
 - A few mentioning framework for assessment but less reporting conduct of assessment
 - Indicating lack of capacity for assessment
 - Demonstrating the need for further and specific guideline for reporting of consequences
-

Qualitative reporting

- A gap in systems for measuring and monitoring impacts
- Indicating the need for enhanced methodological guidance and capacity-building to develop and apply standardized assessment approach




CTF Table 12 and dedicated section to report impacts of response measures

Enhanced collaboration,
information sharing



Clear guidance to facilitate
information sharing and comparison

Building on reporting experience





United Nations
Climate Change Secretariat

The End